



The Parents' Guide to Google Classroom

What is Google Classroom?

Think of Google Classroom (GC) as your child's digital link to learning.

Teachers use GC to share assignments, homework, newsletters, and much more with students AND parents!



Getting Started



Your child was provided with a secure login and password that is unique to them.

Check with his/her teacher to obtain this private information OR ask them to add you as a parent via email!

Getting Started



1

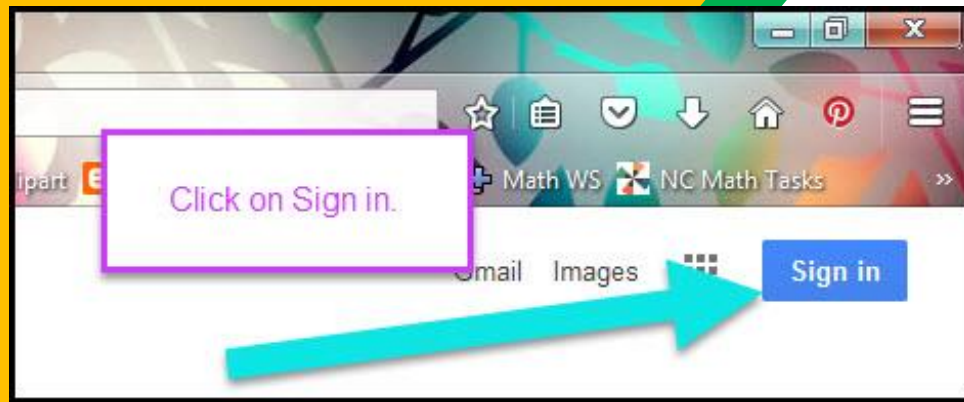
Click on the Google Chrome browser icon.

Getting Started



2 Type www.google.com into your web address bar.

Getting Started



3

Click on **SIGN IN** in the upper right hand corner of the browser window.

Getting Started

Google

Hi Tanya

 bratton@opsb.info

Enter your password

Forgot password?

NEXT

Click on Next

4

Type in your child's
Google Email address
& click "next."

Getting Started



A screenshot of a Google login page. At the top left is the Google logo. Below it, the text "Hi Tanya" is displayed, followed by a small profile icon and the email address "bratton@opsb.info". Underneath is a text input field with the placeholder "Enter your password". To the left of the input field is a link that says "Forgot password?". To the right of the input field is a blue button labeled "NEXT". A red arrow points from a red-bordered box containing the text "Click on Next" to the "NEXT" button.

5

Type in your
PASSWORD
& click "next."

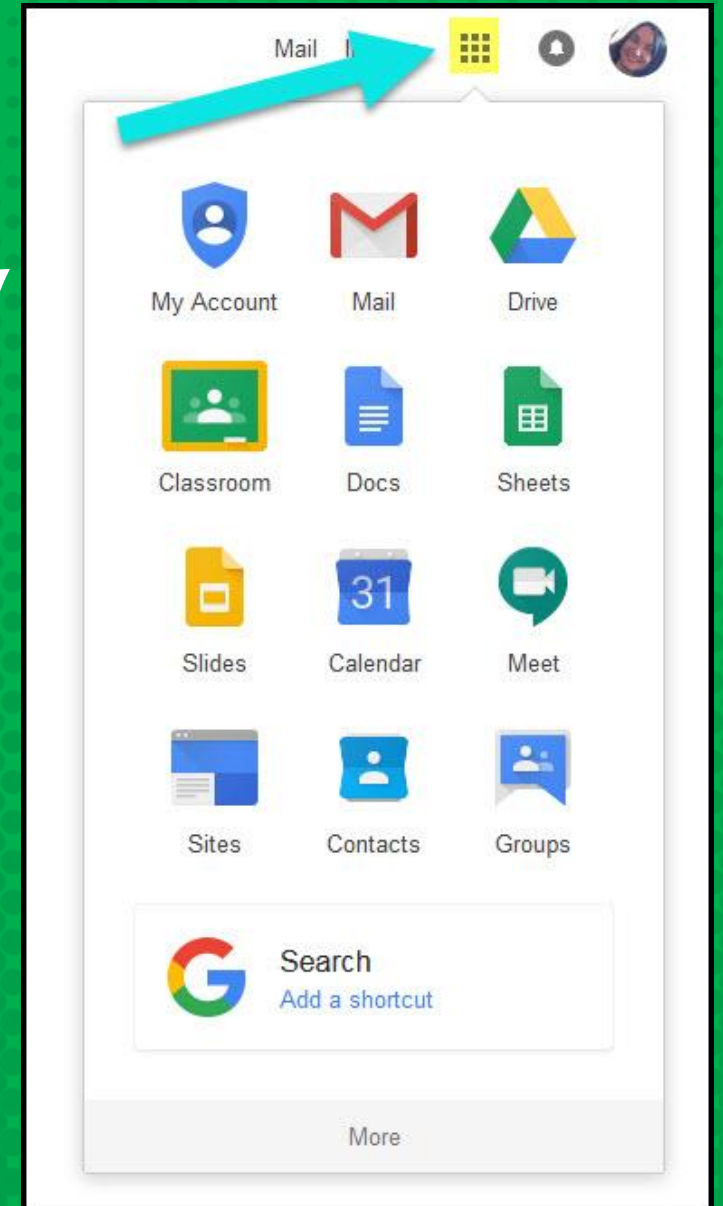


NOW YOU'LL SEE

that you are signed in to
your Google Apps for
Education account!

GOOGLE SUITE

Click on the 9 squares (Waffle/Rubik's Cube) icon in the top right hand corner to see the Google Suite of Products!



GOOGLE ICONS TO RECOGNIZE:



CHROME



DOCS



DRIVE



SLIDES



SHEETS



FORMS



CALENDAR



GMAIL



PHOTOS



MAPS



KEEP



CLASSROOM



MEET



HANGOUTS



SITES



CONTACTS



CLOUD



CLOUD SEARCH



YOUTUBE



NEWS



VAULT



MY ACCOUNT

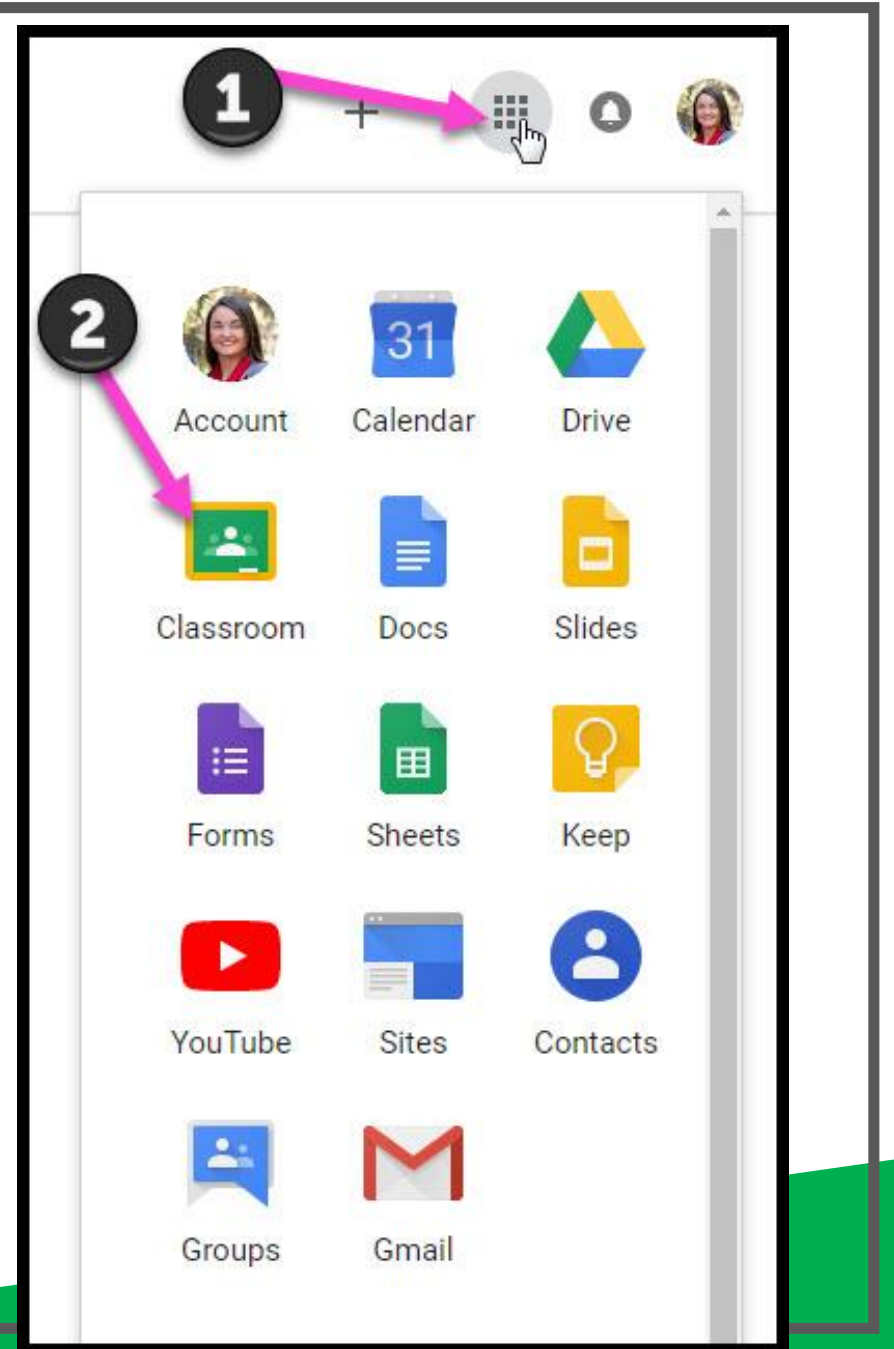


GROUPS

Navigating Classroom

1

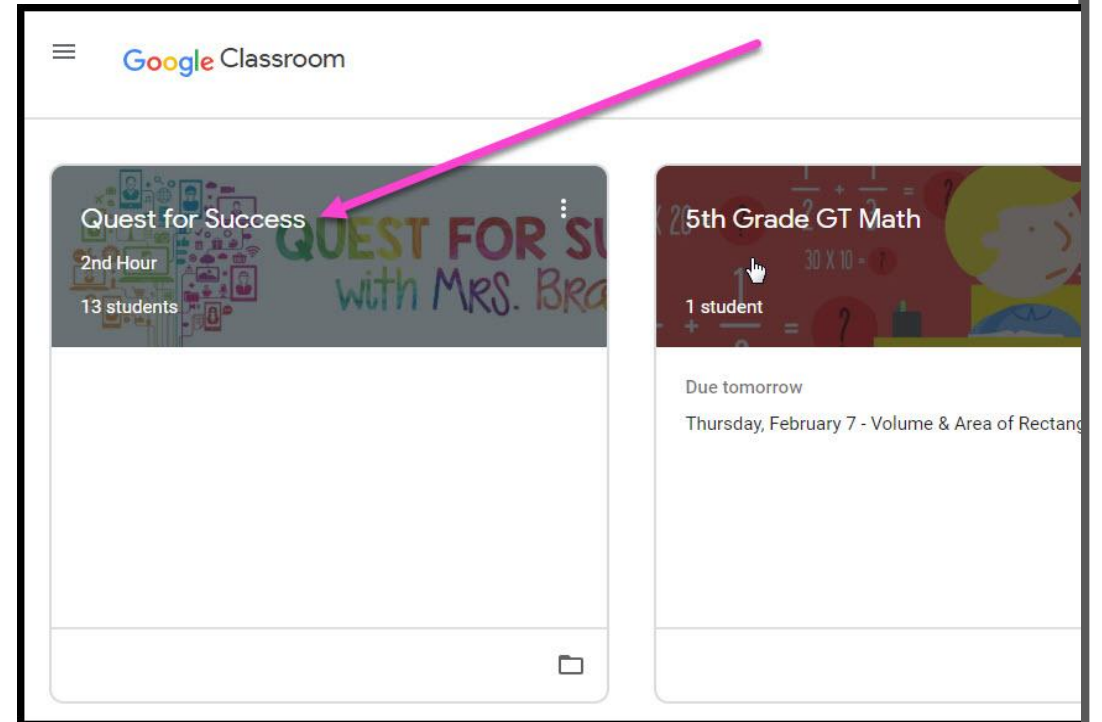
Click on the waffle button and then the [Google Classroom](#) icon.



Navigating Classroom

2

Click on the class you wish to view.

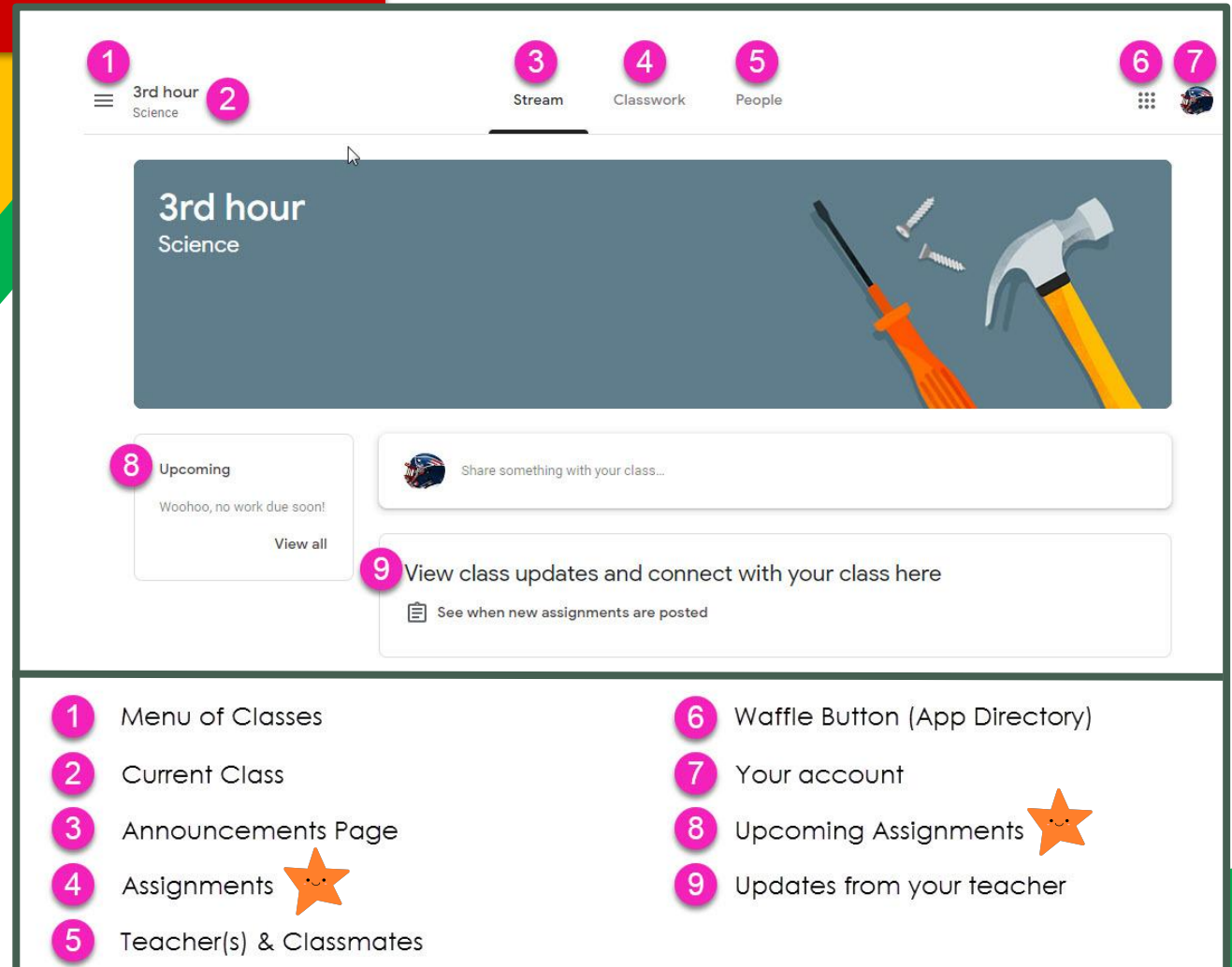


Navigating Classroom



 = High Interest for Parents

3

Page tools
(Left side)



The screenshot shows a Classroom page for '3rd hour Science'. The page layout includes a top navigation bar with a menu icon (1), the current class name (2), and tabs for Stream (3), Classwork (4), and People (5). On the right side of the top bar are a Waffle Button (6) and a profile picture (7). The main content area features a header for the class (2) with a background image of tools, an 'Upcoming' section (8) with a message 'Woohoo, no work due soon!' and a 'View all' link, a sharing box (9) with the text 'Share something with your class...', and a section for class updates and assignments (9) with a toggle for 'See when new assignments are posted'.

- 1 Menu of Classes
- 2 Current Class
- 3 Announcements Page
- 4 Assignments 
- 5 Teacher(s) & Classmates
- 6 Waffle Button (App Directory)
- 7 Your account
- 8 Upcoming Assignments 
- 9 Updates from your teacher

Navigating Classroom

4

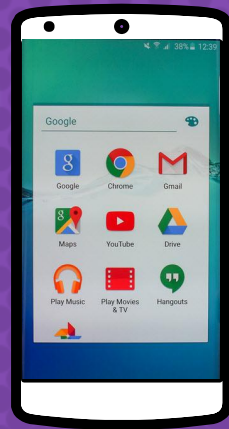
Assignment details

The screenshot displays the Classroom interface for a class. At the top, there are tabs for 'Stream', 'Classwork', and 'People'. Below these are icons for 'View your work', 'Google Calendar', and 'Class Drive folder'. The main content area is divided into sections: 'All topics', 'Benchmark Tests', 'Daily Lesson Files', 'Assessments', 'Back to School', and 'Resources'. The 'Benchmark Tests' section shows a 'STAR Math Benchmark Test - BOY' due on Sep 3. The 'Daily Lesson Files' section shows an assignment titled 'For the Week of September 2 - 6' due today, with a status of 'Assigned'. Below this, there are four PDF files: 'Day 1 - Multistep Equatio...', 'Day 2 - Variables on Both...', 'Day 3 - Infinite & No Solu...', and 'Day 4 - Algebraic Propor...'. A 'View Assignment' button is at the bottom.

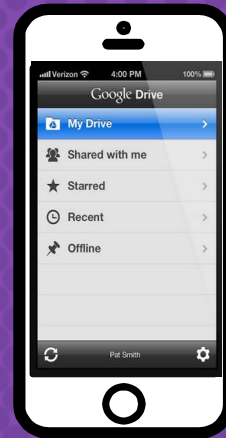
- 1 Classwork Tab
- 2 See your Grades
- 3 See Due Dates
- 4 View your files
- 5 Topics available
- 6 Topic Headings
- 7 Assignment Title
- 8 Assignment Due Date
- 9 Assignment Status
- 10 Attached files/links
- 11 Click to view assignment

ACCESS

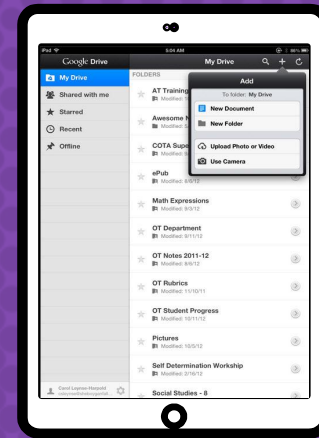
ANYWHERE



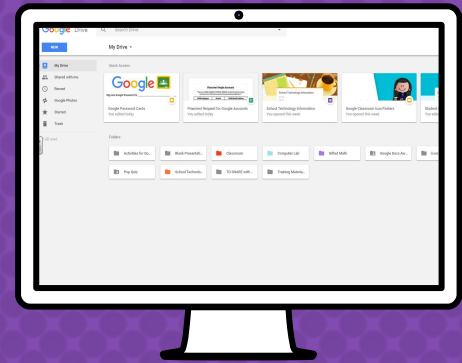
ANDROID



IPHONE



TABLET



DESKTOP



GOOGLE APPS

allow you to edit Google assignments from any device that is connected to the internet!



Download on the
App Store



GET IT ON
Google Play